



EPT20-15ET

Electric Pallet Truck 1.5t

- 1st Innovative Design Ever
- Compact Size & Light Weight, Convenient for Operation
- Energy-saving & environment-friendly design maximizes running time
- Incredible Market Share Globally
- Can replace drive wheel only by releasing six nuts



**Quick
Removal
And
Replacement**

**BEFORE: 1 HOUR
NOW: 10 MINUTES**

EP EQUIPMENT CO., LTD
www.paleciaki.info



FEATURE

■ Innovation:

1st Innovative Design Ever won the REDDOT award.



reddot design award
winner 2012

■ Light Weight, Great Capacity, Great Passingability:

Light weight & compact size create excellent maneuverability & passingability.
1500KG capacity handles most applications.



■ Anti-vibration Technology for Batteries:

Special anti-vibration technology extends maintenance-free battery life.

■ Cables:

Robot cables with excellent twist resistance offers longer life span.

■ Charger:

Charger with temperature indicator protects battery.

■ Operation:

Ergonomically-designed tiller head helps increase efficiency; Internal Charger for Easy Charging.


■ Safety:

Handy Emergency Disconnect Button & Durable Driving Unit ensure safety under any situation.

■ Serviceability:

Assembly Components, Easy for Diagnosis and Replacing.

Can replace drive wheel only by releasing six nuts



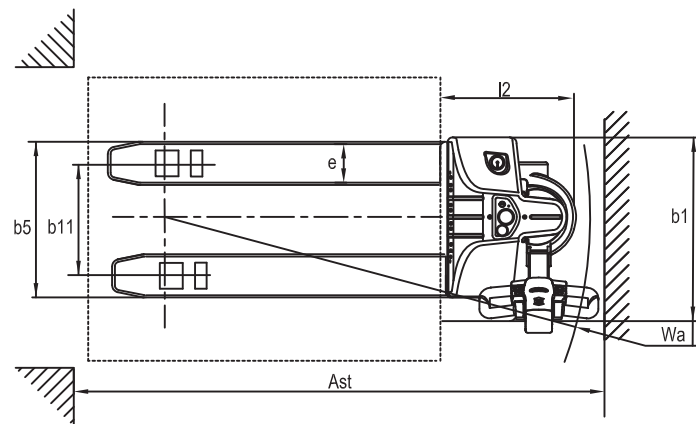
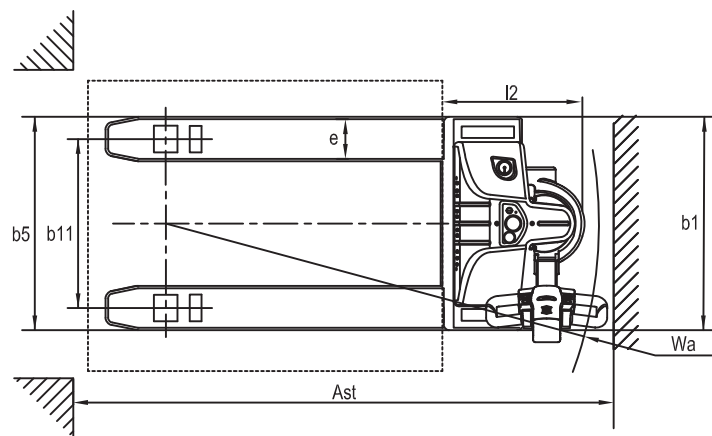
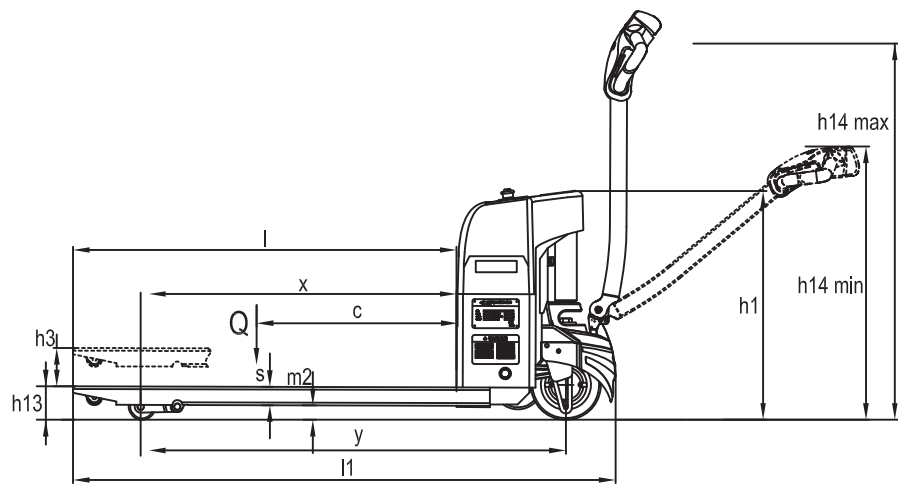
Electric Pallet Truck 1.5t

EPT20-15ET

Distinguishing mark				
1.1	Manufacturer			EP
1.2	Model designation			EPT20-15ET
1.3	Drive unit			Electrics
1.4	Operator type			pedestrian
1.5	rated capacity	Q	kg	1500
1.6	Load center distance	c	mm	600
1.8	Load distance	x	mm	883/946
1.9	Wheelbase	y	mm	1228/1268
Weight				
2.1	Service weight (include battery)		kg	205
2.2	Axle loading, laden driving side/loading side		kg	574/1131
2.3	Axle loading, unladen driving side/loading side		kg	165/40
Types,Chassis				
3.1	Tyre type driving wheels/loading wheels			PU/ PU
3.2	Tyre size, driving wheels (diameter×width)		mm	Φ210x70
3.3	Tyre size, loading wheels (diameter×width)		mm	2x Φ80x60 (Φ74x88)
3.4	Tyre size, caster wheels (diameter×width)		mm	Φ74x48
3.5	Wheels, number driving, caster/loading (x=drive wheels)		mm	1x 2/4 (1x 2/2)
3.6	Track width, front,driving side	b ₁₀	mm	432
3.7	Track width,rear,loading side	b ₁₁	mm	410 (535)
Dimensions				
4.4	Lift height	h ₃	mm	115
4.9	Height drawbar in driving position min./max.	h ₁₄	mm	750/1170
4.15	Lowered height	h ₁₃	mm	85 (75)
4.19	Overall length	l ₁	mm	1632
4.20	Length to face of forks	l ₂	mm	482
4.21	Overall width	b ₁ / b ₂	mm	560 (685)
4.22	Fork dimensions	s/ e/ l	mm	50/150/1150
4.25	Outside width of the forks	b ₅	mm	560 (685)
4.32	Ground clearance, center of wheelbase	m ₂	mm	35(25)
4.34.1	Aisle width for pallets 1000 × 1200 crossways	Ast	mm	1739
4.34.2	Aisle width for pallets 800 × 1200 lengthways	Ast	mm	1939
4.35	Turning radius	Wa	mm	1485
Performance data				
5.1	Travel speed, laden/ unladen	km/ h	km/h	4/4.5
5.2	Lifting speed, laden/ unladen		m/ s	0.022/0.025
5.3	Lowering speed, laden/ unladen		m/ s	0.034/0.023
5.8	Max. gradeability, laden/unladen			5/16
5.10	Service brake type			Electromagnetic
Electric-engine				
6.1	Drive motor rating S2 60 min		kW	0.65
6.2	Lift motor rating at S3 15%		kW	0.84
6.3	The maximum allowed size battery		mm	265*185*215
6.4	Battery voltage/nominal capacity K20			2x12/85
6.5	Battery weight		kg	25.5x2
Addition data				
8.1	Type of drive control			DC
10.5	Steering type			Mechanical
10.7	Sound pressure level at the driver's ear			74

1.The parameters in the table are of the standard model. For more information, please contact us.

2.The parameters are subject to change without notice.



Option

Options	type	EPT20-15ET
Fork length	Regular/Side Pull	○700~1500
	From the ground 60	○700~1500
	Ultra-low put 40	○700~1500,2000
	With electronic scale	○1150/1220
Fork width	Regular	○420/460/520/600/635
	Side Pull	○460/520
	From the ground 60	—
	Ultra-low put 40	○280/520
Single load wheel	Regular style ground 75/Side pull style ground 75	○
	From the ground 60/Ultra-low put 40/With electronic scale	—
Fork lowered height	From the ground 60	○60
	Ultra-low put 40	○40
	Regular/Side Pull/With electronic scale	—
Driving wheel		○PU wheel with Patterned polyurethane
Balance wheel	Regular/Side Pull/From the ground 60/With electronic scale	○
	Ultra-low put 40	●
Battery brand		○Tianneng Group/fullriver
Battery indicator with hour meter		○
half speed function in turning		○
Special backrest	Regular	○1220mm (48in) /1520mm (60in)
	From the ground 60	○1220mm (48in) /1520mm (60in)
	Side Pull/Ultra-low put 40 (Only fork width 560/685 is optional)	○1220mm (48in) /1520mm (60in)
	With electronic scale	—
Vertical handler working		○
In and out of the tray guide wheel		○
Charger (24V-15A)	Regular/Ultra-low put 40/From the ground 60/With electronic scale	○
	Side Pull	—
Load	Regular/Side Pull	Fork length<1400, capacity1.5T; Fork length ≥ 1400, capacity1.0T
	From the ground 60/With electronic scale	Fork length<1400, capacity1.5T; Fork length ≥ 1400, capacity1.0T
	Ultra-low put 40	1.0T
Note: ● standard ○ option — NA		